

Environmental Justice Element 2022 Annual Survey

106

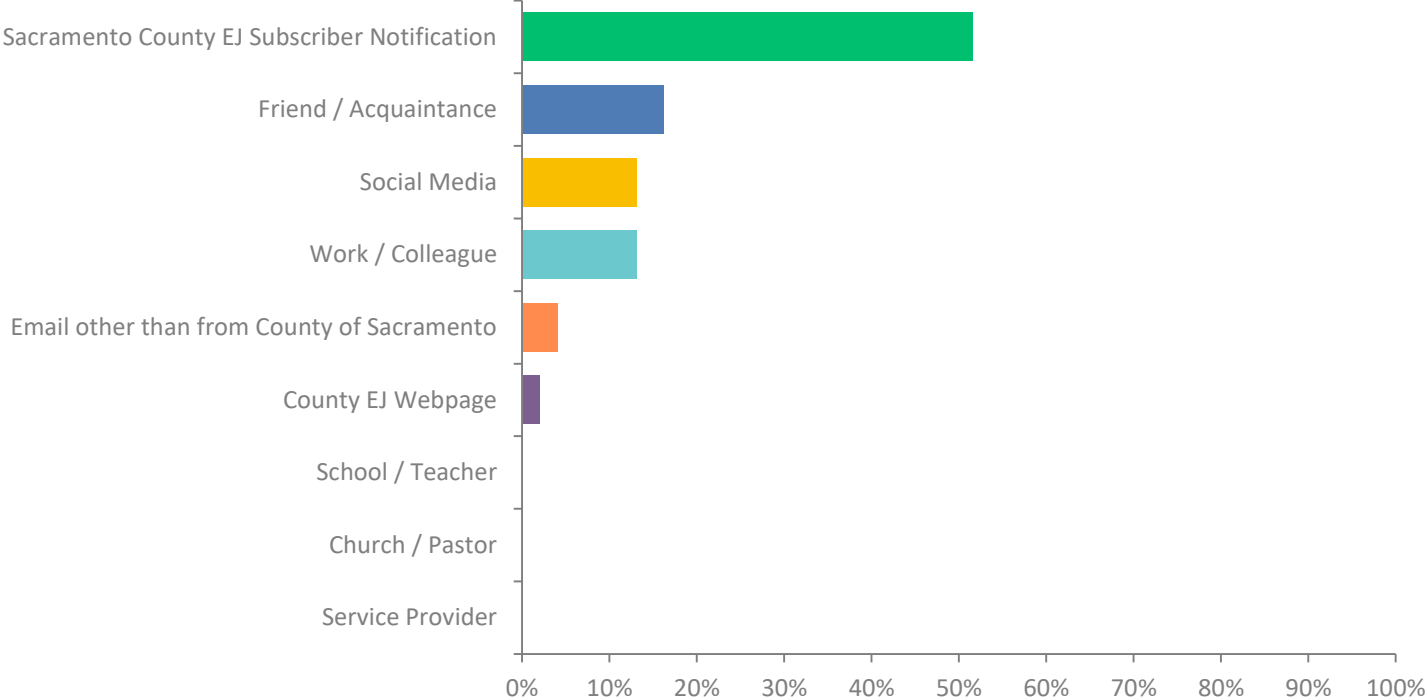
Total Responses

Date Created: Tuesday, November 15, 2022

Complete Responses: 106

Q1: How did you first hear about this survey?

Answered: 99 Skipped: 7



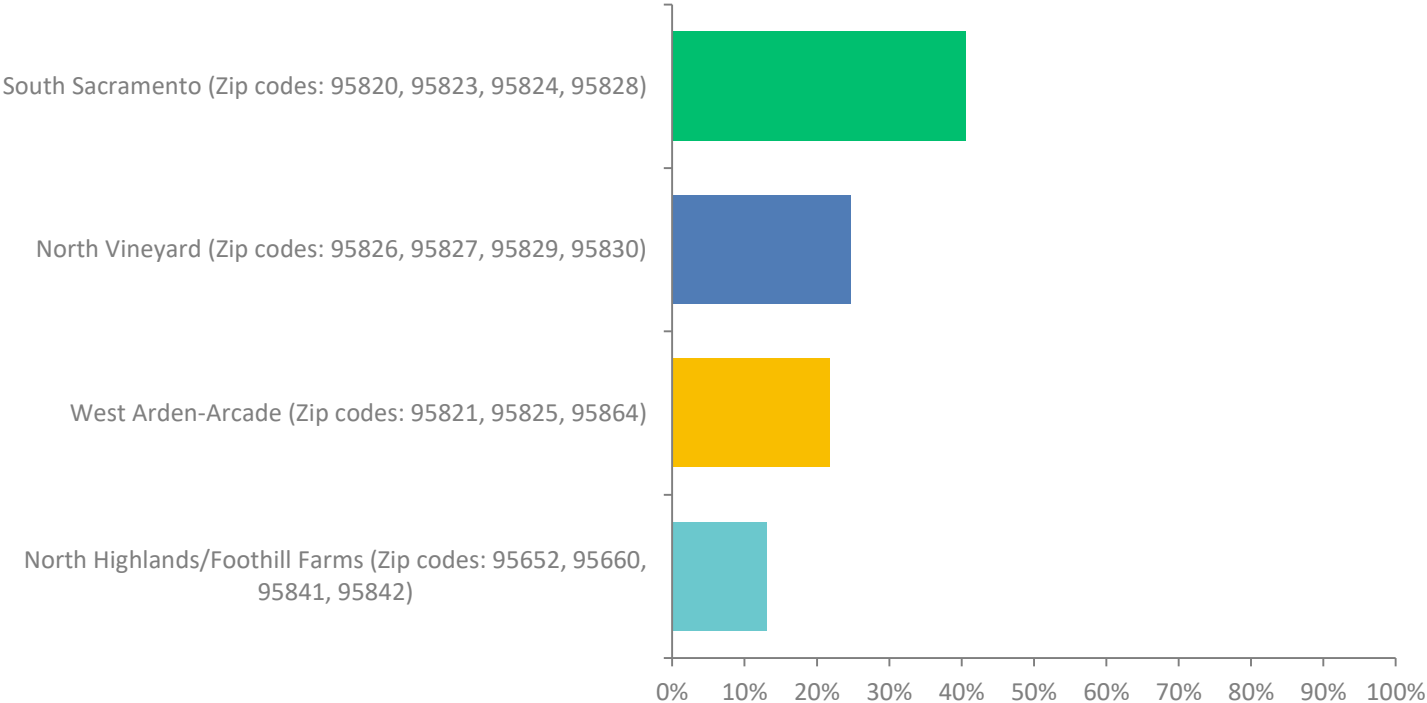
Q1: How did you first hear about this survey?

Answered: 99 Skipped: 7

ANSWER CHOICES	RESPONSES	
Sacramento County EJ Subscriber Notification	51.52%	51
Friend / Acquaintance	16.16%	16
Social Media	13.13%	13
Work / Colleague	13.13%	13
Email other than from County of Sacramento	4.04%	4
County EJ Webpage	2.02%	2
School / Teacher	0%	0
Church / Pastor	0%	0
Service Provider	0%	0
TOTAL		99

Q2: Do you live or work in Environmental Justice Community?

Answered: 69 Skipped: 37



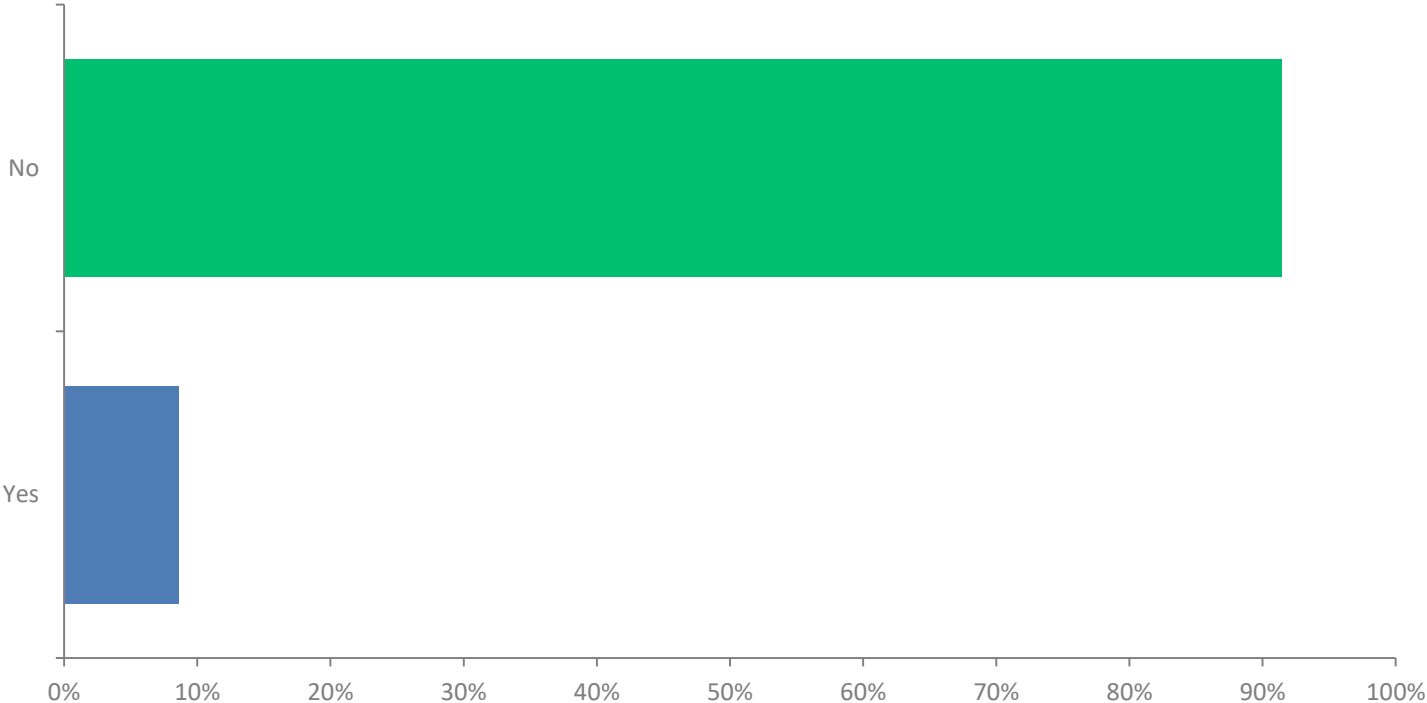
Q2: Do you live or work in Environmental Justice Community?

Answered: 69 Skipped: 37

ANSWER CHOICES	RESPONSES	
South Sacramento (Zip codes: 95820, 95823, 95824, 95828)	40.58%	28
North Vineyard (Zip codes: 95826, 95827, 95829, 95830)	24.64%	17
West Arden-Arcade (Zip codes: 95821, 95825, 95864)	21.74%	15
North Highlands/Foothill Farms (Zip codes: 95652, 95660, 95841, 95842)	13.04%	9
TOTAL		69

Q3: Were you involved in previous outreach for the County's EJ Element?

Answered: 105 Skipped: 1



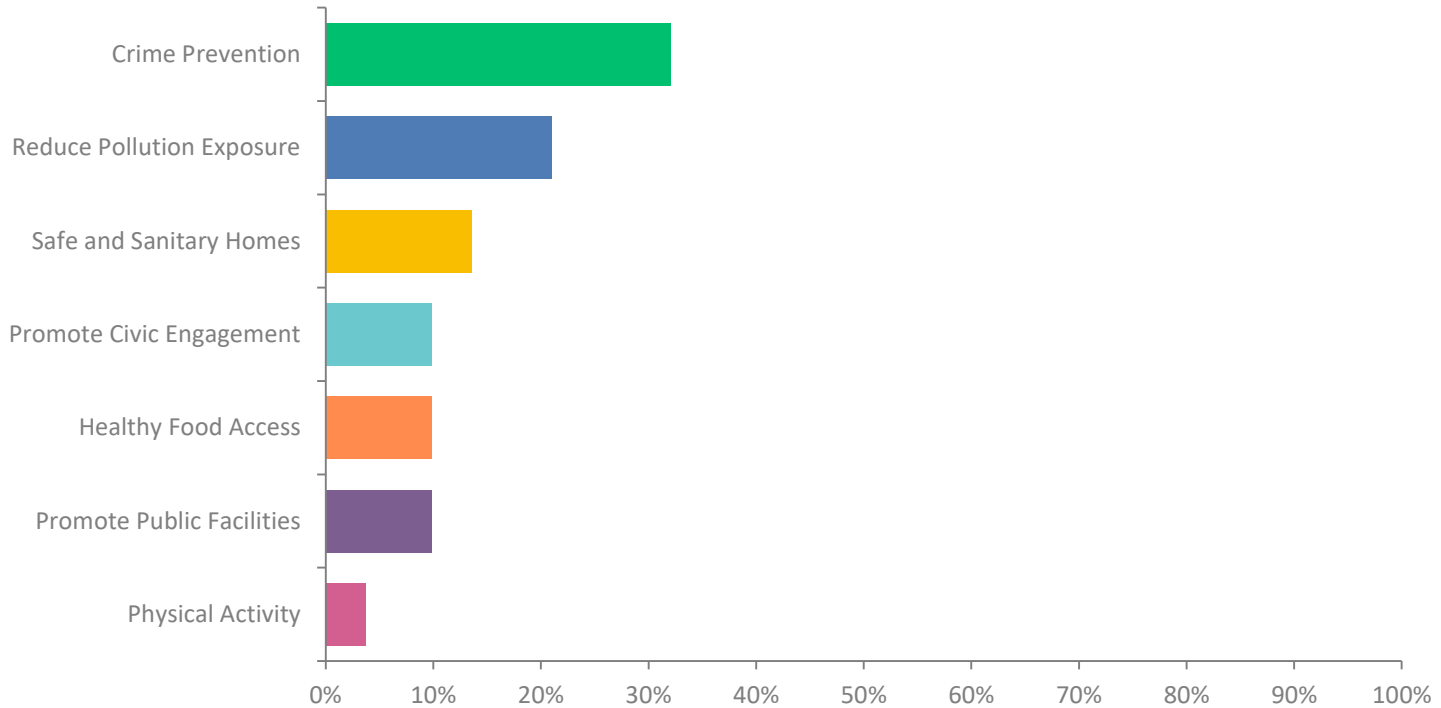
Q3: Were you involved in previous outreach for the County's EJ Element?

Answered: 105 Skipped: 1

ANSWER CHOICES	RESPONSES	
No	91.43%	96
Yes	8.57%	9
TOTAL		105

Q4: Which EJ Element topic is most important to you and your neighborhood?

Answered: 81 Skipped: 25



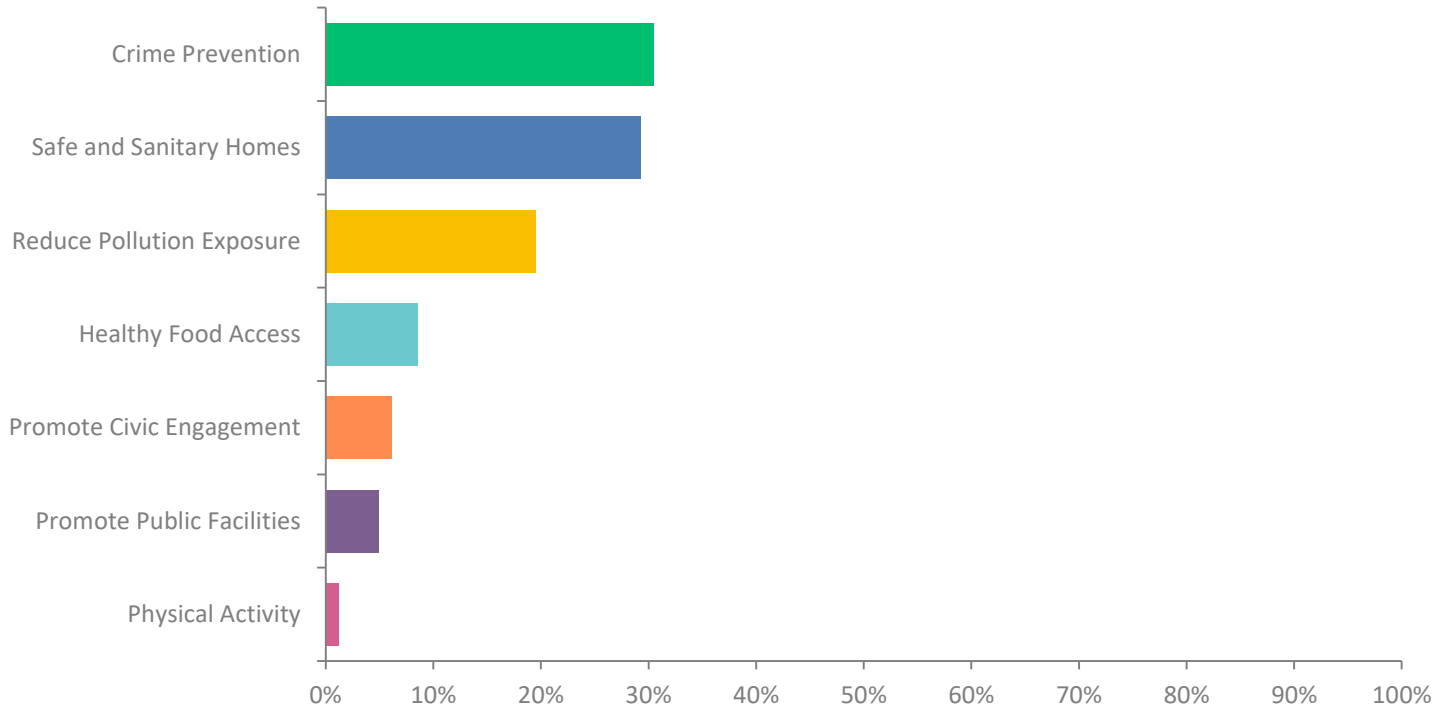
Q4: Which EJ Element topic is most important to you and your neighborhood?

Answered: 81 Skipped: 25

ANSWER CHOICES	RESPONSES	
Crime Prevention	32.10%	26
Reduce Pollution Exposure	20.99%	17
Safe and Sanitary Homes	13.58%	11
Promote Civic Engagement	9.88%	8
Healthy Food Access	9.88%	8
Promote Public Facilities	9.88%	8
Physical Activity	3.70%	3
TOTAL		81

Q5: Which EJ Element topic do you think are most important for the County to address?

Answered: 82 Skipped: 24



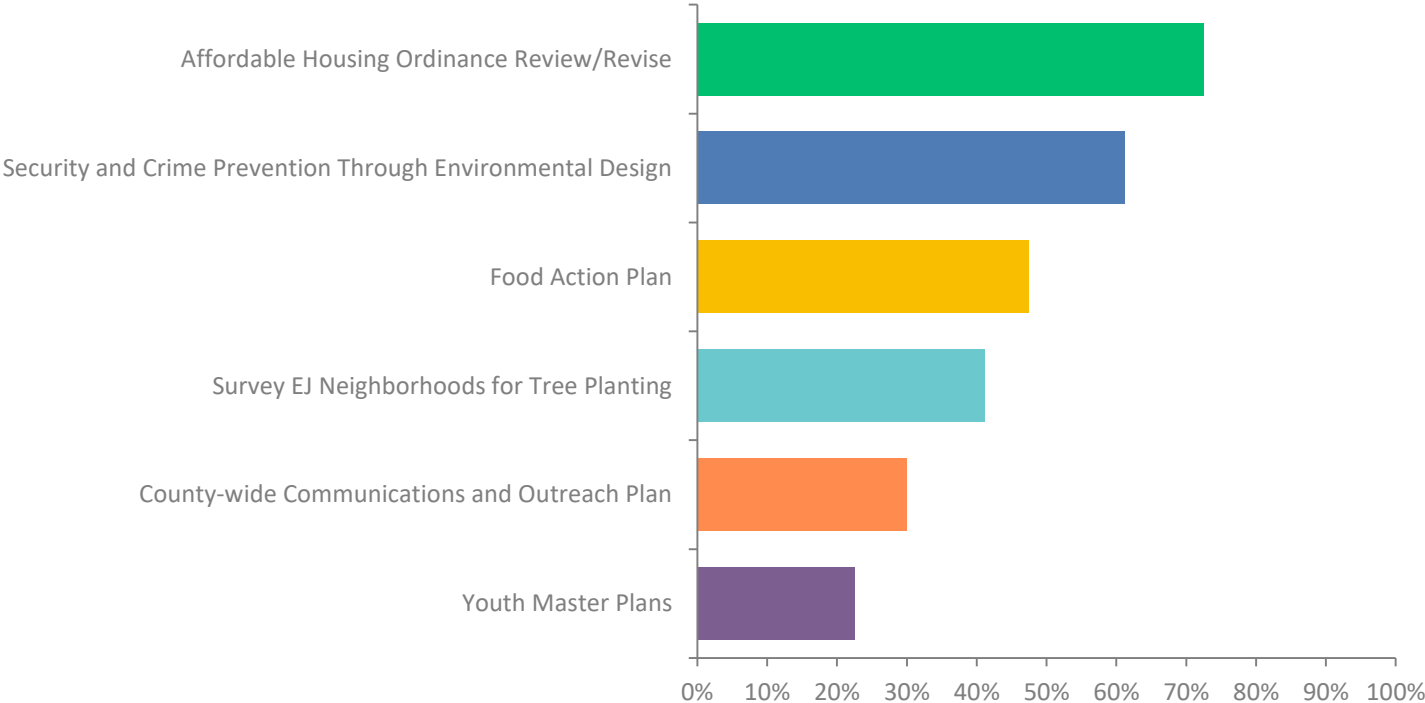
Q5: Which EJ Element topic do you think are most important for the County to address?

Answered: 82 Skipped: 24

ANSWER CHOICES	RESPONSES	
Crime Prevention	30.49%	25
Safe and Sanitary Homes	29.27%	24
Reduce Pollution Exposure	19.51%	16
Healthy Food Access	8.54%	7
Promote Civic Engagement	6.10%	5
Promote Public Facilities	4.88%	4
Physical Activity	1.22%	1
TOTAL		82

Q6: Please choose your top 3 EJ implementation measure that the County need to prioritize.

Answered: 80 Skipped: 26



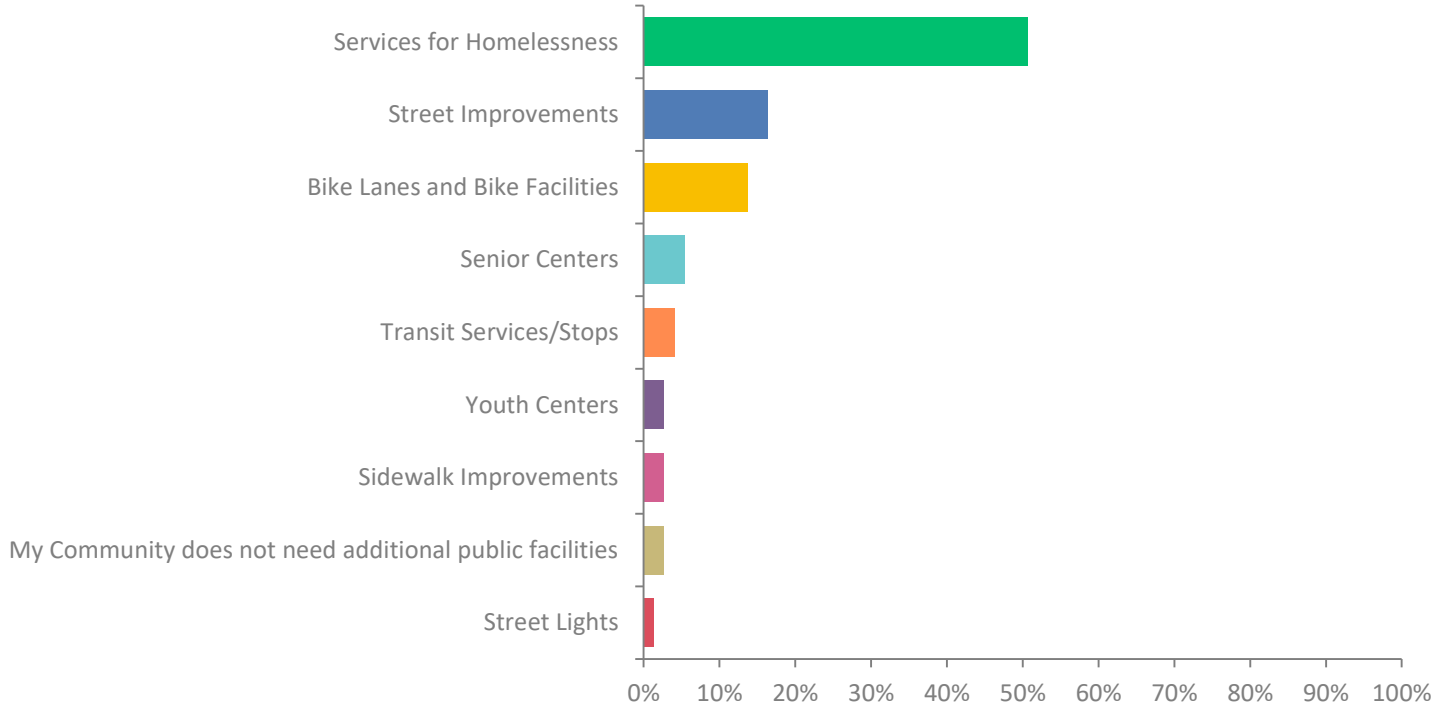
Q6: Please choose your top 3 EJ implementation measure that the County need to prioritize.

Answered: 80 Skipped: 26

ANSWER CHOICES	RESPONSES	
Affordable Housing Ordinance Review/Revise	72.50%	58
Security and Crime Prevention Through Environmental Design	61.25%	49
Food Action Plan	47.50%	38
Survey EJ Neighborhoods for Tree Planting	41.25%	33
County-wide Communications and Outreach Plan	30.0%	24
Youth Master Plans	22.50%	18
TOTAL		220

Q7: Public Facilities: What are the most needed public facility in your neighborhood?

Answered: 73 Skipped: 33



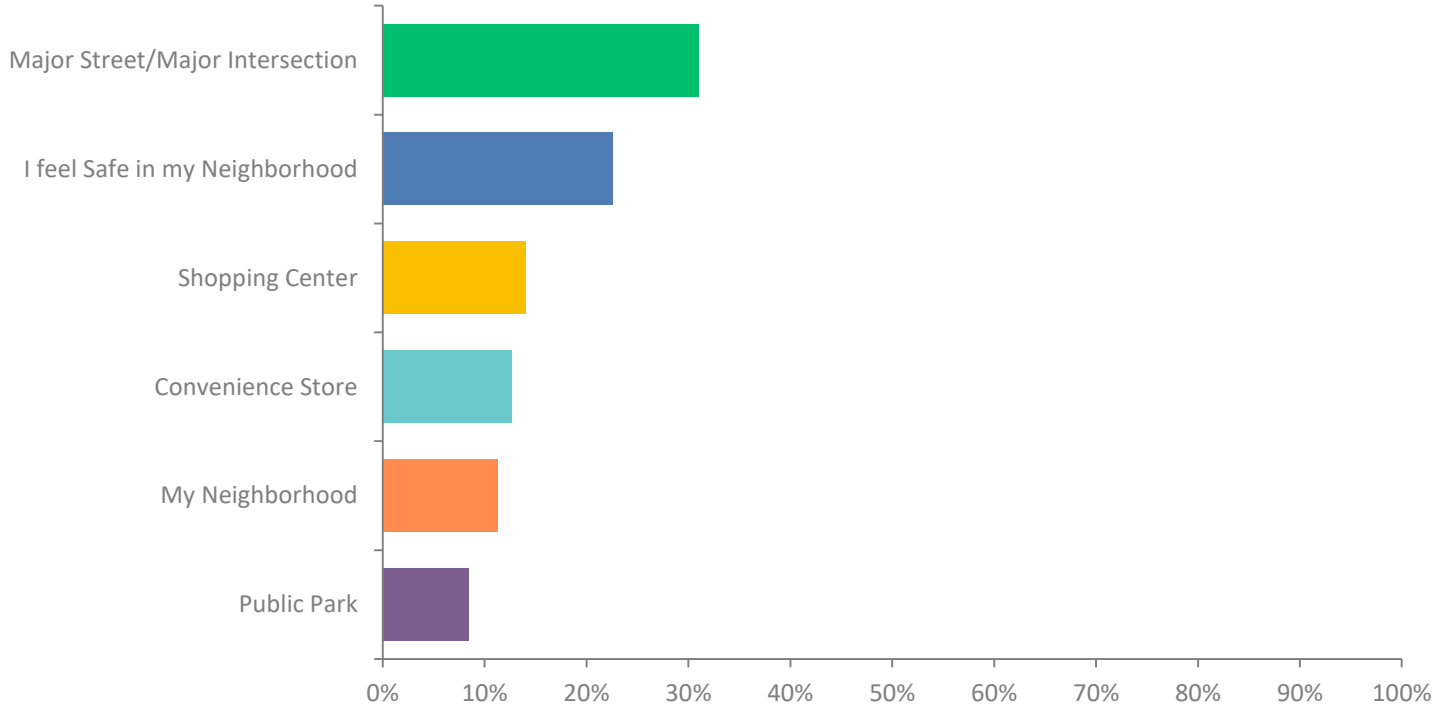
Q7: Public Facilities: What are the most needed public facility in your neighborhood?

Answered: 73 Skipped: 33

ANSWER CHOICES	RESPONSES	
Services for Homelessness	50.68%	37
Street Improvements	16.44%	12
Bike Lanes and Bike Facilities	13.70%	10
Senior Centers	5.48%	4
Transit Services/Stops	4.11%	3
Youth Centers	2.74%	2
Sidewalk Improvements	2.74%	2
My Community does not need additional public facilities	2.74%	2
Street Lights	1.37%	1
TOTAL		73

Q8: Crime Prevention: What area in your community do you NOT feel safe?

Answered: 71 Skipped: 35



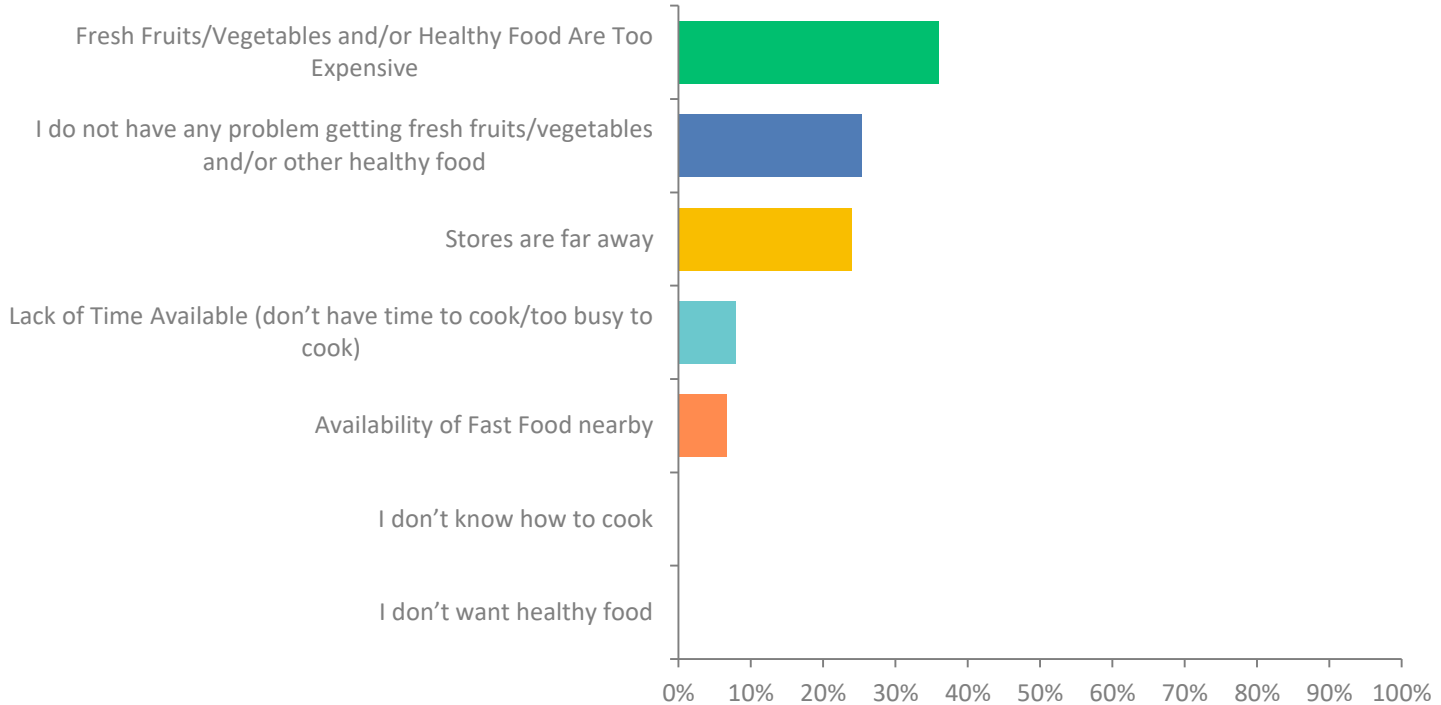
Q8: Crime Prevention: What area in your community do you NOT feel safe?

Answered: 71 Skipped: 35

ANSWER CHOICES	RESPONSES	
Major Street/Major Intersection	30.99%	22
I feel Safe in my Neighborhood	22.54%	16
Shopping Center	14.08%	10
Convenience Store	12.68%	9
My Neighborhood	11.27%	8
Public Park	8.45%	6
TOTAL		71

Q9: Healthy Food Access: What is the biggest challenges in getting fresh fruits and vegetables, and/or other healthy food?

Answered: 75 Skipped: 31



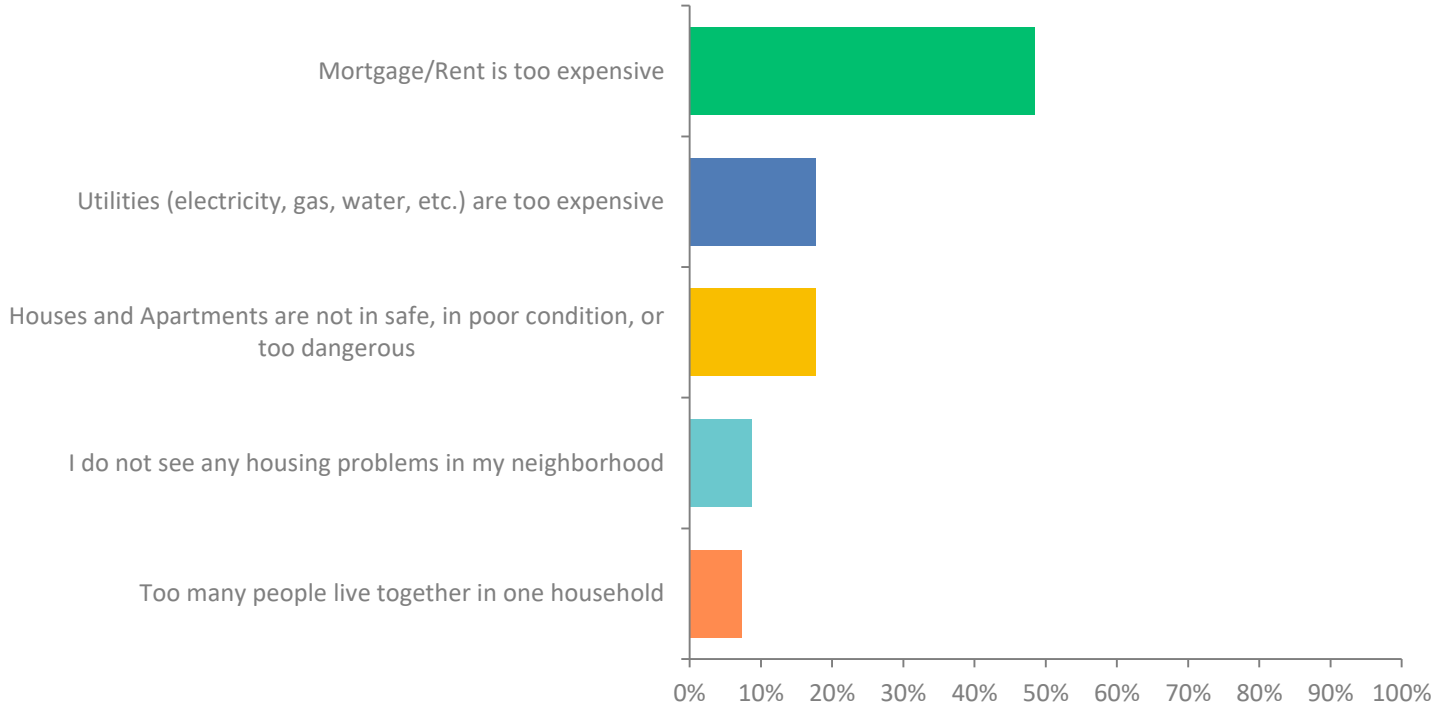
Q9: Healthy Food Access: What is the biggest challenges in getting fresh fruits and vegetables, and/or other healthy food?

Answered: 75 Skipped: 31

ANSWER CHOICES	RESPONSES	
Fresh Fruits/Vegetables and/or Healthy Food Are Too Expensive	36.00%	27
I do not have any problem getting fresh fruits/vegetables and/or other healthy food	25.33%	19
Stores are far away	24.00%	18
Lack of Time Available (don't have time to cook/too busy to cook)	8.00%	6
Availability of Fast Food nearby	6.67%	5
I don't know how to cook	0%	0
I don't want healthy food	0%	0
TOTAL		75

Q10: Housing: What is the biggest housing problem that you see in your neighborhood?

Answered: 68 Skipped: 38



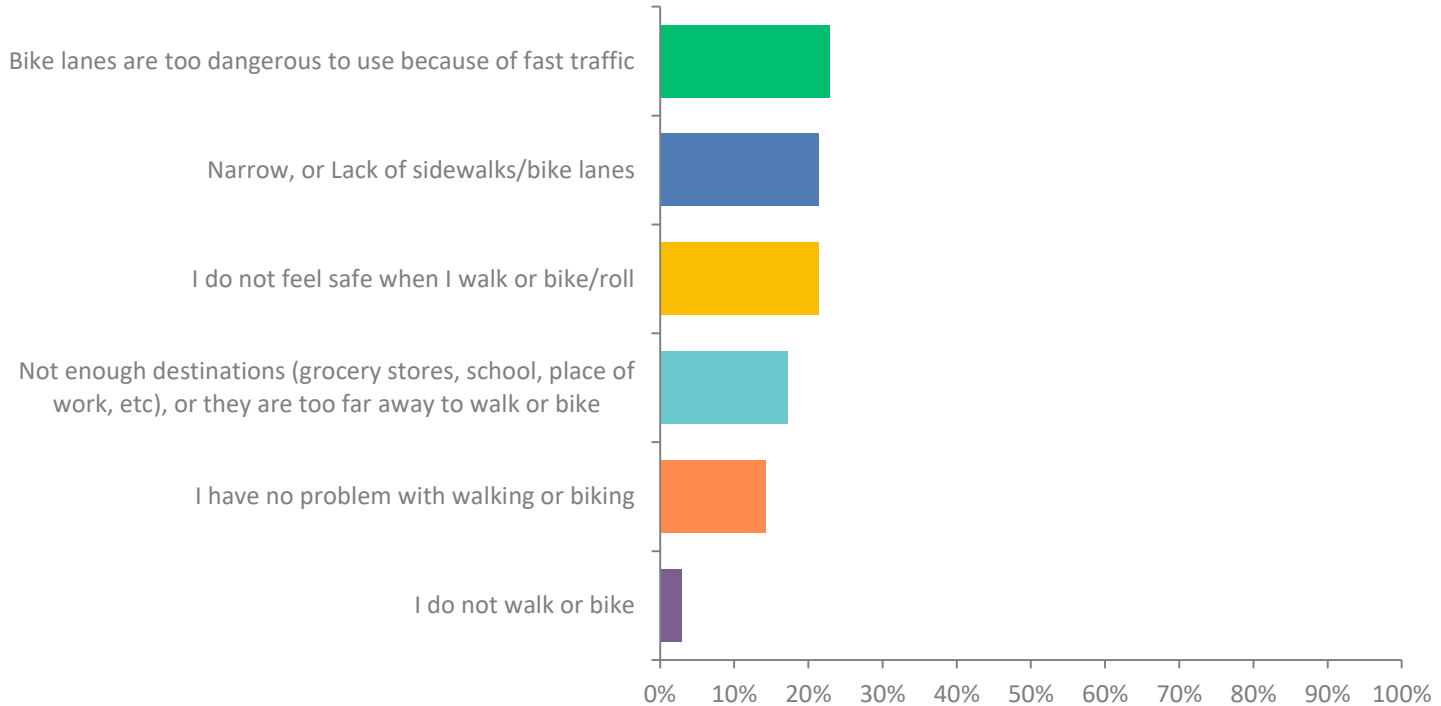
Q10: Housing: What is the biggest housing problem that you see in your neighborhood?

Answered: 68 Skipped: 38

ANSWER CHOICES	RESPONSES	
Mortgage/Rent is too expensive	48.53%	33
Utilities (electricity, gas, water, etc.) are too expensive	17.65%	12
Houses and Apartments are not in safe, in poor condition, or too dangerous	17.65%	12
I do not see any housing problems in my neighborhood	8.82%	6
Too many people live together in one household	7.35%	5
TOTAL		68

Q11: Physical Exercise: What keeps you from walking, biking or rolling (wheeled mobility devices, etc) in your neighborhood?

Answered: 70 Skipped: 36



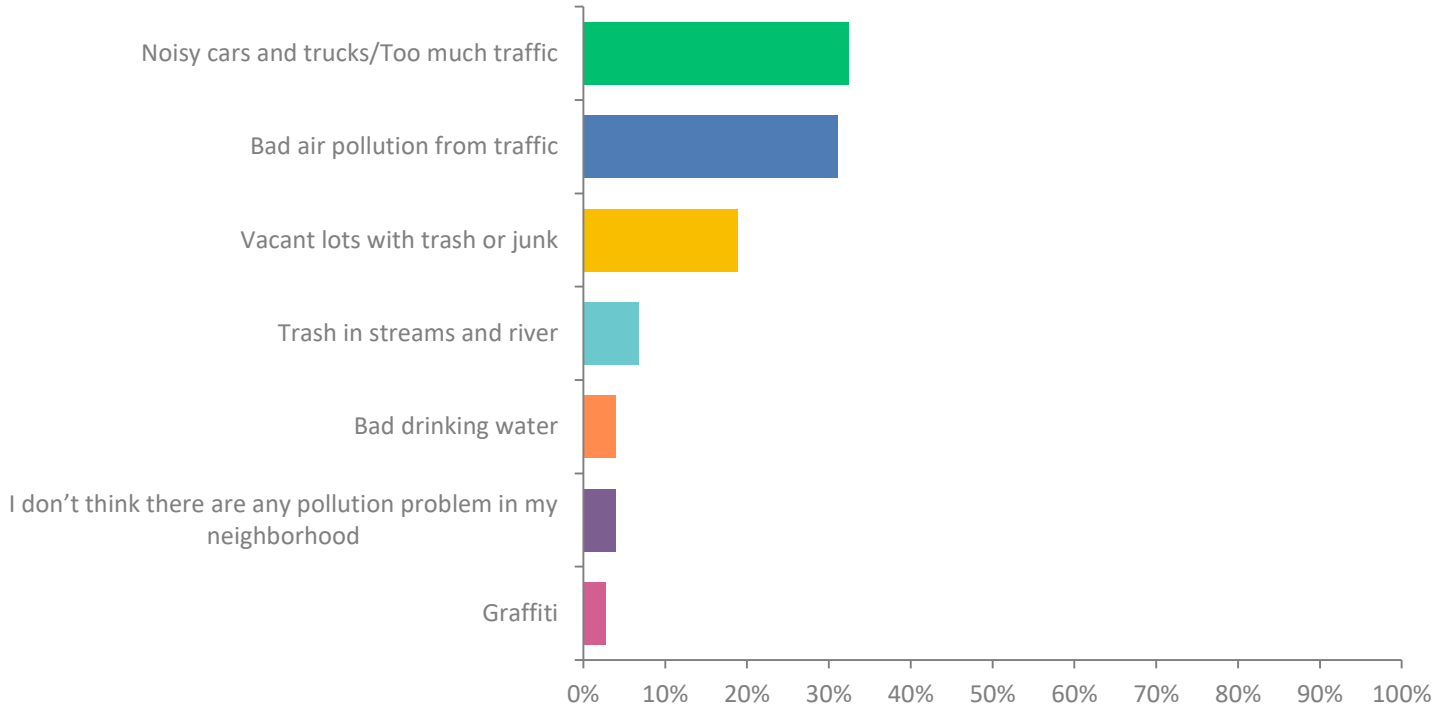
Q11: Physical Exercise: What keeps you from walking, biking or rolling (wheeled mobility devices, etc) in your neighborhood?

Answered: 70 Skipped: 36

ANSWER CHOICES	RESPONSES	
Bike lanes are too dangerous to use because of fast traffic	22.86%	16
Narrow, or Lack of sidewalks/bike lanes	21.43%	15
I do not feel safe when I walk or bike/roll	21.43%	15
Not enough destinations (grocery stores, school, place of work, etc), or they are too far away to walk or bike	17.14%	12
I have no problem with walking or biking	14.29%	10
I do not walk or bike	2.86%	2
TOTAL		70

Q12: Pollution: What is the biggest pollution problem in your neighborhood?

Answered: 74 Skipped: 32



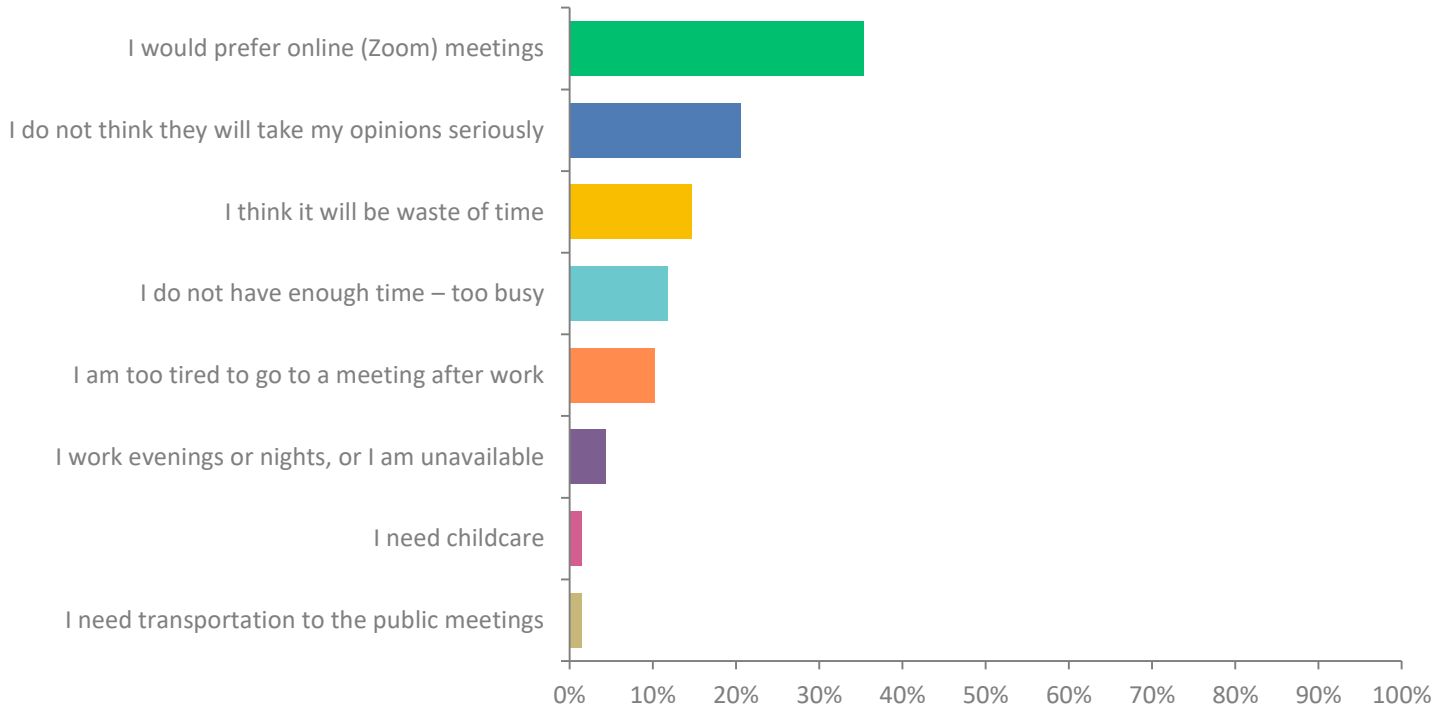
Q12: Pollution: What is the biggest pollution problem in your neighborhood?

Answered: 74 Skipped: 32

ANSWER CHOICES	RESPONSES	
Noisy cars and trucks/Too much traffic	32.43%	24
Bad air pollution from traffic	31.08%	23
Vacant lots with trash or junk	18.92%	14
Trash in streams and river	6.76%	5
Bad drinking water	4.05%	3
I don't think there are any pollution problem in my neighborhood	4.05%	3
Graffiti	2.70%	2
TOTAL		74

Q13: Civic Engagement: What prevents you from attending evening public meetings to share your ideas?

Answered: 68 Skipped: 38



Q13: Civic Engagement: What prevents you from attending evening public meetings to share your ideas?

Answered: 68 Skipped: 38

ANSWER CHOICES	RESPONSES	
I would prefer online (Zoom) meetings	35.29%	24
I do not think they will take my opinions seriously	20.59%	14
I think it will be waste of time	14.71%	10
I do not have enough time – too busy	11.76%	8
I am too tired to go to a meeting after work	10.29%	7
I work evenings or nights, or I am unavailable	4.41%	3
I need childcare	1.47%	1
I need transportation to the public meetings	1.47%	1
TOTAL		68